

## Nifty Snapshot

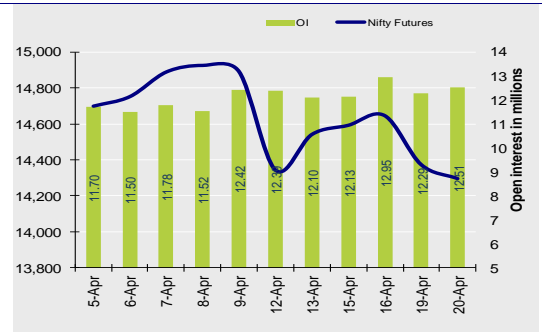
	Close	Prv Cl.	Ab chg	% chg
<b>Spot</b>	14,296.4	14,359.4	-63.05	-0.44
<b>Futures</b>	14,296.2	14,374.1	-77.95	-0.54
<b>OI (ml shr)</b>	12.51	12.29	0.22	1.77
<b>Vol (lots)</b>	175890	210910	-35020	-16.6
<b>COC</b>	-0.20	14.70	-14.90	-101.4
<b>PCR-OI</b>	1.08	1.20	-0.12	-9.9

## Market Summary:

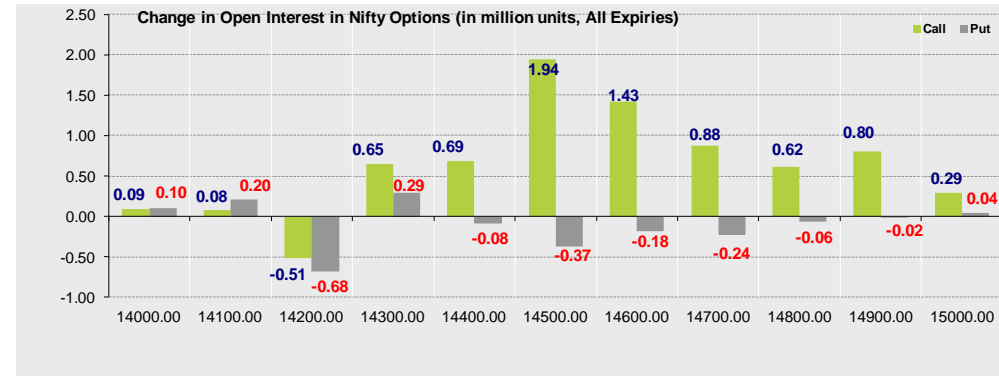
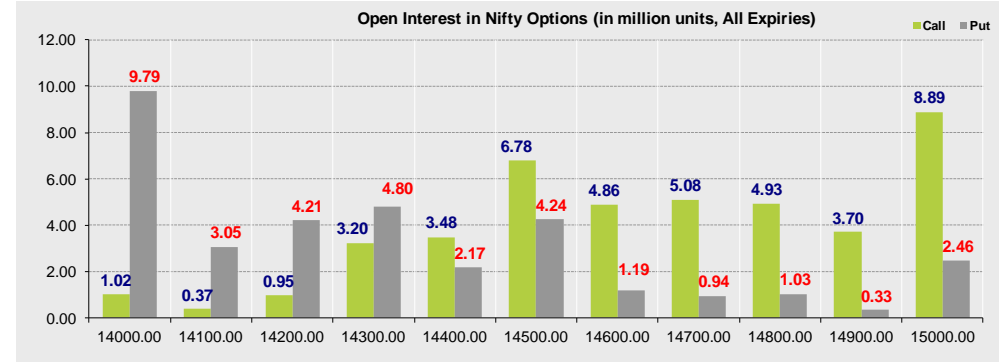
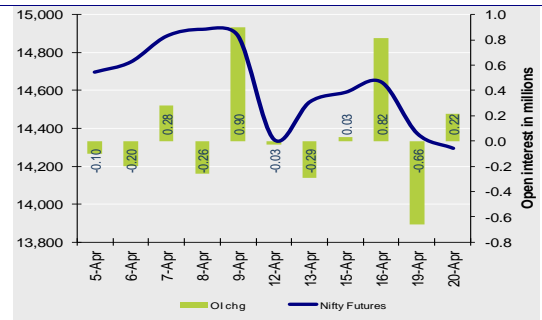
- Indian markets closed on a negative note where selling was mainly seen in IT, Cement, Power sectors. Nifty April Future closed at 14296.2 (down 77.95 points) at a discount of 0.20 pts to spot.
- FII were net sellers in Cash to the tune of 1082 Cr and were net buyers in index futures to the tune of 307.22 Cr.
- India VIX increased by 10.20% to close at 22.49 touching an intraday high of 23.11.

## Open Interest in Nifty Options:

### Nifty Futures Price v/s OI



### Nifty Futures Price v/s Change in OI



## Institutional Activity in previous trading session

(in Rs cr.)	Buy	Sell	Net
Index Futures	5459.34	5152.12	307.22
Index Options	454541.73	457019.07	-2477.34
Stock Futures	11899.81	12341.82	-442.01
Stock Options	17295.43	17276.93	18.50
FII Cash	8,722.73	9,805.06	-1,082.33
DII Cash	5,595.00	4,271.99	1,323.01

## Net FII Activity (in Rs cr.)

Date	Idx Fut	Stk Fut	Idx Opt	Cash
20-Apr	307.2	-442.0	-2477.3	-1082
19-Apr	-310.5	345.6	-525.5	-1634
16-Apr	54.7	1049.1	3127.9	438
15-Apr	1308.6	-805.3	7098.6	980
13-Apr	1995.1	1303.9	-1468.4	-731
12-Apr	-1740.5	-398.0	1954.1	-1746

- The above second chart shows previous trading day's change in Nifty options where Addition in OI were seen in 14600, 14500, 14400, 14300 strike Calls while liquidation was seen at 14200, 14500, 14600 strike Puts indicating market is likely to remain under selling pressure in the near term.
- Highest OI build-up is seen at 15000 strike Call and 14000 strike Put, to the tune of 8.89mn and 9.79mn respectively.

## Outlook on Nifty:

- Index is likely to open on a gap down note today and is likely to remain under pressure during the day.

## Technical Pivot (Intraday):

	S2	S1	PIVOT	R1	R2
NIFTY	14040	14170	14350	14480	14660
BANKNIFTY	30405	30765	31275	31630	32140

## Volume Buzzers (Contract wise)

Symbol	Current Volume	Volume Change	Price Chg	One Month Avg
ICICIPRULI	14426	615%	5.9%	2165
BALKRISIND	2961	279%	0.7%	1495
TATACONSU	6675	186%	2.2%	3392
SBILIFE	5960	181%	-0.7%	4149
NAM-INDIA	752	176%	0.7%	490
ACC	15006	154%	-3.0%	3742
INDIGO	5100	135%	2.1%	2684
PVR	7211	134%	4.9%	2698
MGL	903	113%	-0.5%	1392
GUJGASLTD	846	113%	1.9%	615

## Stock Ideas

- INFY & HDFCBANK calls of strike 1400 & 1400 respectively were amongst the most active Calls whereas INFY & RELIANCE puts of strike 1300 & 1900 respectively were amongst most active Puts.
- ICICIPRULI & PIIND are likely to show good strength whereas ACC & MPHASIS are likely to show weakness in today's trading session.

(Price is in Rs; OI is in million units; Price chg and OI chg are in percentage) **NB RESEARCH**

### Fresh Longs seen in:

Script	Price	Price chg	OI	OI Chg
ICICIPRULI	479.5	5.9	10.3	22.2
PFIZER	5509.4	3.0	0.3	21.5
PVR	1047.3	4.9	2.6	20.5

### Fresh Shorts seen in:

Script	Price	Price chg	OI	OI Chg
ACC	1826.0	-3.0	3.5	8.7
SBILIFE	901.9	-0.7	5.1	8.3
AMBUJACEM	295.4	-2.0	17.8	8.2

### Short Covering seen in:

Script	Price	Price chg	OI	OI Chg
PIIND	2560.9	3.1	0.4	-7.6
M&MFIN	170.9	2.9	17.0	-7.0
ASHOKLEY	112.6	2.5	35.4	-6.8

### Long Unwinding seen in:

Script	Price	Price chg	OI	OI Chg
MPHASIS	1658.1	-2.8	0.7	-13.0
FINNIFTY	14945	-0.5	0.0	-6.9
MINDTREE	2045.8	-2.6	2.4	-6.2

### Technical Pivot (Intraday):

Script Name	S2	S1	PIVOT	R1	R2
ICICIPRULI	439	459	483	503	526
ACC	1708	1767	1870	1930	2033
PIIND	2400	2480	2532	2612	2663
MPHASIS	1591	1625	1674	1707	1756

## FROM THE EQUITY DERIVATIVE DESK:

**NIRAV HARISH CHHEDA**  
SENIOR DERIVATIVES AND TECHNICAL ANALYST  
E-Mail: nirav.chheda@nirmalbang.com  
Tel no: 6273-8199/8000

**AMIT BHUPTANI**  
DERIVATIVES AND TECHNICAL ANALYST  
E-Mail: amit.bhuptani@nirmalbang.com  
Tel no: 6273-8242/8000

## Disclaimer

Nirmal Bang Securities Private Limited (hereinafter referred to as "NBSPL") is a registered Member of National Stock Exchange of India Limited, Bombay Stock Exchange Limited and MCX stock Exchange Limited. We have been granted certificate of Registration as a Research Analyst with SEBI. Registration no. is INH000001766 for the period 23.09.2015 to 22.09.2020.

NBSPL or its associates including its relatives/analyst do not hold any financial interest/beneficial ownership of more than 1% in the company covered by Analyst (in case any financial interest is held kindly disclose)

NBSPL or its associates/analyst has not received any compensation from the company covered by Analyst during the past twelve months. NBSPL /analyst has not served as an officer, director or employee of company covered by Analyst and has not been engaged in market making activity of the company covered by Analyst.

The views expressed are based solely on information available publicly and believed to be true. Investors are advised to independently evaluate the market conditions/risks involved before making any investment decision.

Stock Name	Call (Buy/Sell)	Entry price	Targets	Stop Loss	Duration	Status

**NIFTY50 Options OI (CE OI = Resistance) (PE OI = Support)**

Symbol	Highest CE OI	Highest PE OI	CMP
ADANIPTS	800	700	721
ASIANPAINT	2700	2500	2552
AXISBANK	700	600	652
BAJAJ-AUTO	4000	3500	3598
BAJAJFINSV	10000	9000	9826
BAJFINANCE	5000	4000	4613
BHARTIARTL	550	530	530
BPCL	440	400	409
BRITANNIA	3800	3600	3737
CIPLA	1000	800	950
COALINDIA	135	120	125
DIVISLAB	4000	3700	3789
DRREDDY	5000	5000	5164
EICHERMOT	2600	2500	2346
GRASIM	1400	1200	1294
HCLTECH	1000	900	960
HDFC	2600	2420	2422
HDFCBANK	1500	1400	1390
HDFCLIFE	700	650	685
HEROMOTOCO	3000	2800	2823
HINDALCO	400	300	360
HINDUNILVR	2500	2300	2401
ICICIBANK	600	500	559
ITC	220	200	204
INDUSINDBK	1000	1000	844

**NIFTY50 Options OI (CE OI = Resistance) ( PE OI = Support)**

Symbol	Highest CE OI	Highest PE OI	CMP
INFY	1500	1300	1352
IOC	100	90	88
JSWSTEEL	650	500	620
KOTAKBANK	1800	1700	1699
LT	1400	1300	1332
M&M	850	700	811
MARUTI	7000	6500	6650
NESTLEIND	18000	16000	16995
NTPC	110	100	99
ONGC	110	95	103
POWERGRID	230	200	204
RELIANCE	2100	1900	1903
SBILIFE	960	900	902
SBIN	400	300	330
SHREECEM	32000	28500	29396
SUNPHARMA	650	640	646
TATACONSUM	700	640	679
TATAMOTORS	350	290	298
TATASTEEL	1000	800	895
TCS	3300	2700	3144
TECHM	1100	900	983
TITAN	1600	1400	1522
ULTRACEMCO	7000	6000	6221
UPL	700	600	592
WIPRO	500	400	470



**DISCLOSURES**

Research Reports that are published by Nirmal Bang Securities Private Limited (hereinafter referred to as "NBSPL") are for private circulation only. NBSPL is a registered Research Analyst under SEBI (Research Analyst) Regulations, 2014 having Registration no. INH000001766. NBSPL is also a registered Stock Broker with National Stock Exchange of India Limited, BSE Limited, Metropolitan Stock Exchange of India Limited, Multi Commodity Exchange of India Limited, National Commodity and Derivative Exchange Limited and Indian Commodity Exchange Limited in cash and Equity and Commodities derivatives segments.

NBSPL has other business divisions with independent research teams separated by Chinese walls, and therefore may, at times, have different or contrary views on stocks and markets.

NBSPL or its associates have not been debarred / suspended by SEBI or any other regulatory authority for accessing / dealing in securities Market. NBSPL, its associates or analyst or his relatives do not hold any financial interest (Except Investment) in the subject company. NBSPL or its associates or Analyst do not have any conflict or material conflict of interest at the time of publication of the research report with the subject company. NBSPL or its associates or Analyst or his relatives may or may not hold beneficial ownership of 1% or more in the subject company at the end of the month immediately preceding the date of publication of this research report.

NBSPL or its associates / analyst has not received any compensation / managed or co-managed public offering of securities of the company covered by Analyst during the past twelve months. NBSPL or its associates have not received any compensation or other benefits from the company covered by Analyst or third party in connection with the research report. Analyst has not served as an officer, director or employee of Subject Company. NBSPL / analyst has not been engaged in market making activity of the subject company. Analyst Certification: The research analysts and authors of these reports, hereby certify that the views expressed in this research report accurately reflects my/our personal views about the subject securities, issuers, products, sectors or industries. It is also certified that no part of the compensation of the analyst(s) was, is, or will be directly or indirectly related to the inclusion of specific recommendations or views in this research. The analyst(s) principally responsible for the preparation of this research report and has taken reasonable care to achieve and maintain independence and objectivity in making any recommendations.

**DISCLAIMER**

This report is for the personal information of the authorized recipient and does not construe to be any investment, legal or taxation advice to you. NBSPL is not soliciting any action based upon it. Nothing in this research shall be construed as a solicitation to buy or sell any security or product,

or to engage in or refrain from engaging in any such transaction. In preparing this research, we did not take into account the investment objectives, financial situation and particular needs of the reader.

This research has been prepared for the general use of the clients of NBSPL and must not be copied, either in whole or in part, or distributed or redistributed to any other person in any form. If you are not the intended recipient you must not use or disclose the information in this research in any way. Though disseminated to all the customers simultaneously, not all customers may receive this report at the same time. NBSPL will not treat recipients as customers by virtue of their receiving this report. This report is not directed or intended for distribution to or use by any person or entity resident in a state, country or any jurisdiction, where such distribution, publication, availability or use would be contrary to law, regulation or which would subject NBSPL & its group companies to registration or licensing requirements within such jurisdictions.

The report is based on the information obtained from sources believed to be reliable, but we do not make any representation or warranty that it is accurate, complete or up-to-date and it should not be relied upon as such. We accept no obligation to correct or update the information or opinions in it. NBSPL or any of its affiliates or employees shall not be in any way responsible for any loss or damage that may arise to any person from any inadvertent error in the information contained in this report. NBSPL or any of its affiliates or employees do not provide, at any time, any express or implied warranty of any kind, regarding any matter pertaining to this report, including without limitation the implied warranties of merchantability, fitness for a particular purpose, and non-infringement. The recipients of this report should rely on their own investigations.

This information is subject to change without any prior notice. NBSPL reserves its absolute discretion and right to make or refrain from making modifications and alterations to this statement from time to time. Nevertheless, NBSPL is committed to providing independent and transparent recommendations to its clients, and would be happy to provide information in response to specific client queries.

Before making an investment decision on the basis of this research, the reader needs to consider, with or without the assistance of an adviser, whether the advice is appropriate in light of their particular investment needs, objectives and financial circumstances. There are risks involved in securities trading. The price of securities can and does fluctuate, and an individual security may even become valueless. International investors are reminded of the additional risks inherent in international investments, such as currency fluctuations and international stock market or economic conditions, which may adversely affect the value of the investment. Opinions expressed are subject to change without any notice. Neither the company nor the director or the employees of NBSPL accept any liability whatsoever for any direct, indirect, consequential or other loss arising from any use of this research and/or further communication in relation to this research. Here it may be noted that neither NBSPL, nor its directors, employees, agents or representatives shall be liable for any damages whether direct or indirect, incidental, special or consequential including lost revenue or lost profit that may arise from or in connection with the use of the information contained in this report.

Copyright of this document vests exclusively with NBSPL.

Our reports are also available on our website [www.nirmalbang.com](http://www.nirmalbang.com)